



# Power of Visualization



## P30HD Visual presenter

### P30HD Specifications

Model	P30HD		
Camera	Image pick-up	1/2.8" CMOS	
	Total pixels	2144(H) x 1588(V)	
	Effective pixels	1920(H) x 1536(V)	
	Frame rate	30fps	
	Resolution	Analog RGB :800(H) x 800(V)TV lines or more	
Optics	Zoom	Powered, 16x Optical	
	Lens	f=4.9mm-78.4mm(16x zoom) F2.7	
	Shooting area	1080p	: Max.400x223mm Min.27x15mm
		720p	: Max.400x223mm Min.27x15mm
		SXGA	: Max.400x320mm Min.27x22mm
		WXGA	: Max.400x248mm Min.27x17mm
XGA		: Max.400x299mm Min.27x20mm	
Focus	Auto/Manual/Zoom Sync		
Function	White balance	Auto/One-Push/Manual	
	Image mode	Text1/Text2/Text3/Graphics1/Graphics2	
	Edge Effect	Provided (only for Graphics1 mode)	
	Still Image storage	Provided	
	Movie storage	Provided	
	Digital zoom	8x	
	Gamma setting	Provided (only for Graphics1 mode)	
	Graphical OSD(On Screen Display)	Provided	
	Image save	SD memory card/SDHC memory card/USB memory	
	State presetting	Up to 3 user settings	
	Brightness control	Auto/Manual	
	Support Function	*Highlight, Mask, Scroll(in digital zoom), Mosaic	
		Split screen, PinP(Picture-in-Picture)	
		Colour filter, Pause, Image rotation(0°/180°)	
Positive/negative conversion, Color/B&W selection*			
Interface	Input selection	Main/External	
	Output terminal	RGB output mini D-sub 15P connector, female x1	
		HDMI output terminal x1	
	Input terminal	Line Out terminal φ3.5mm stereo minijack	
		RGB input mini D-sub 15P connector, female x1	
	Ext. control terminal	Mic In/Line Out terminal (shared), 3.5mm-diameter stereo mini jack x1	
		USB device (2.0 compliant) Mini-B receptacle x1	
	Analog RGB output	RS-232C D-sub 9P connector male x1	
		1080p	: 1920x1080@60Hz
		720p	: 1280x720@60Hz
SXGA		: 1280x1024@60Hz	
WXGA		: 1280x800@60Hz	
HDMI output	XGA	: 1024x768@60Hz	
	Image output	: 1080p/720p	
Memory Interface	Audio output	: PCM44.1kHz sampling frequency	
	SD memory card slot x1, USB host(2.0 compliant) Type A receptacle x1		
Lighting	illumination light	White LED	
Others	Accessories	AC adapter, AC cord, RGB cable, USB cable(for connecting to PC)	
		Remote control, Strap(for remote control)	
		AAA batteries(for remote control), Slide shooting adapter,	
		Image Mate CD-ROM, Image Mate installation manual	
	Instruction manual(CD-ROM), Warranty, Important safe guards		
Power source	12V DC(AC adapter AC100-240V)		
Power consumption	23.5W		
Dimensions (WxDxH)	376x482x549mm setup		
	376x482x181mm folded		
Weight	Approx. 4.7kg (main unit only)		

H: horizontal, V: vertical  
Design and specifications are subject to change without prior notice. The images in this brochure are simulated.  
\*ELMO\* is a trademark of ELMO COMPANY, LIMITED. SD logo is a trademark.  
Other brand names and product names may be trademarks or registered trademarks of their respective owners.

### ELMO's Helping to Provide a Greener Future for Our Children

This ELMO product complies with RoHS Directive 2002/95/EC (Restriction Of the use of certain Hazardous Substances in electronic equipment). This compliance helps to ensure a healthier and greener environment for all our children.

### ELMO CO., LTD.

6-14, Meizen-cho, Mizuho-ku  
Nagoya, 467-8567, Japan  
E-mail : [overseassales@elmo.co.jp](mailto:overseassales@elmo.co.jp)

#### London Branch

Crown House, 72  
Hammersmith Road, London  
W14 8TH, U.K.  
Tel. 44 (0207) 559-1388  
Fax. 44 (0207) 559-1389  
E-mail : [info@elmo-visualiser.co.uk](mailto:info@elmo-visualiser.co.uk)  
Web : <http://www.elmo-visualiser.co.uk>

#### Taipei Office

11F, Unit #7, No. 171  
Songde Road, Xinyi District  
Taipei City, 110 Taiwan (R.O.C.)  
Tel. 886 (0)2 2759 5585  
Fax. 886 (0)2 2759 5586

#### India Office

#3161, 12th Main Service Road  
HAL 2nd Stage, Indiranagar  
Bangalore-560 038, India  
Tel. 91 (0)8025281994  
E-mail : [info@elmo.co.in](mailto:info@elmo.co.in)

Distributed by

### ELMO Europe SAS Headquarters

Immeuble Elysées La Défense  
7C Place du Dôme  
92056 Paris La Défense France  
Tel. 33 (0)1 73 02 67 06  
Fax. 33 (0)1 73 02 67 10

#### German Branch

Hansaallee 201, Haus 1  
40549 Düsseldorf  
Germany  
Tel. 49 (0)211 5447 5640  
Fax. 49 (0)211 5447 5660

### ELMO USA Corp. Headquarters

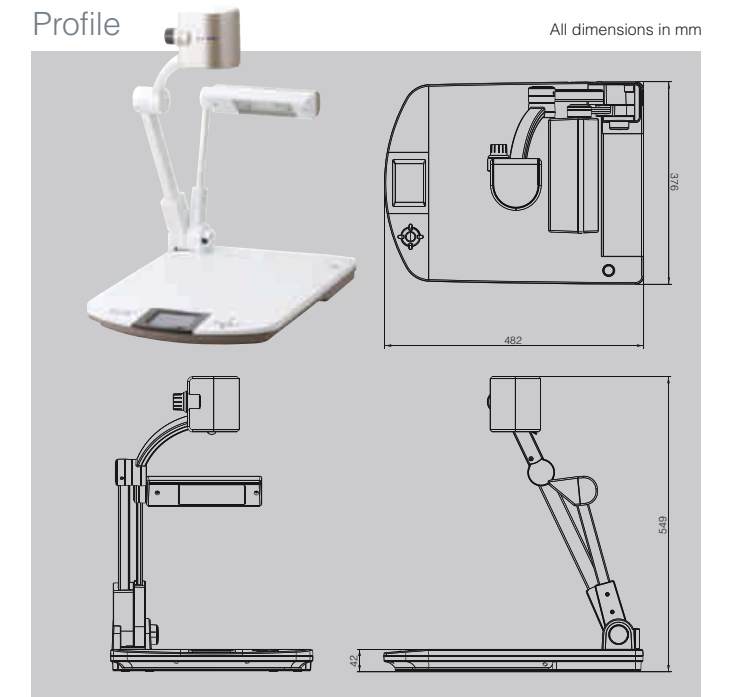
1478 Old Country Road  
Plainview, NY 11803, U.S.A.  
Tel. (516) 501-1400  
Fax. (516) 501-0429  
E-mail : [elmo@elmousa.com](mailto:elmo@elmousa.com)  
Web : <http://www.elmousa.com>

#### West Coast Branch

5676 Corporate Avenue  
Cypress, CA 90630, U.S.A.  
Tel. (714) 828-8457  
Fax. (714) 828-8429

### ELMO (Beijing) Co., Ltd.

Room1002, 10F, Build 5, Wanda  
Plaza, No.93, Jianguo Road,  
Chaoyang District, Beijing 100022  
P.R.CHINA  
Tel: 86 10 5960 3890  
Fax: 86 10 5960 3424



### Rear Panel



### Supplied accessory



Slide Shooting Adapter

**LET'S Start ICT in Education with "Document Camera"!**  
Visit the ELMO global website to understand what a document camera is in 13 different languages. The ELMO global website introduces you to the useful and effective ways of using the document camera and how the ELMO document camera is used and supported by teachers worldwide. <http://www.elmoglobal.com>



ELMO CO., LTD. is one of the sponsors for Japan Committee Vaccines for the World's Children (JCV).  
JCV operates under basic guidelines and objectives of the Children's Vaccine Initiative (CVI) founded in 1990 by UNICEF, WHO, UNDP, the Rockefeller Foundation, and the World Bank.

ISO 9001  
ISO 14001



This brochure is printed on recycled paper with environmentally friendly vegetable oil-based ink



Scan here with your Smartphone for more information.



# Anytime You Need

## University


### Project references in a lecture or a seminar

Make productive and effective lectures by projecting and vividly displaying teaching materials, such as documents, valued art objects, or archaeological information.



## Inspection

### Conduct testing and quality control for manufacturing lines



Display and enlarge small parts or detailed wiring to a much more magnified view, allowing testing and quality control to be conducted accurately.

## Court

### Display sketches or articles of evidence

Detailed sketches and even the smallest articles of evidence can be projected through the P30HD, making easy-to-understand trials achievable.



# Powerful Presentation

## Teleconference

### Display documents in TV conferences between different networked locations



Both a view of the other conference party and the document being displayed can be seen at the same time. Quick and effective decisions can be made through such easy-to-understand TV conferences.

## Promotion

### Use for promotional presentations or operating explanations of a new product

Complex explanations, such as product operating instructions, can be demonstrated live, using the actual object, making presentations more effective and persuasive.



## Meeting

### Convenient for various meeting purposes



Easily conduct presentations by projecting documents, product samples, or any object at all. And with the Elmo wireless tablet (CRA-1, sold separately), annotating important points on live images becomes possible, allowing the presenter to share information quickly and efficiently.





# P30HD Function

## Clear Vision

Projecting to a large high-quality digital TV or a plasma display over 100" can demonstrate the true value of the P30HD. You will instantly recognize the P30HD's unprecedented clarity




### 3.4-Megapixel CMOS Image Sensor

The P30HD's megapixel image sensor captures everything from fine text to three-dimensional objects in 1080p full HD.

### Powerful 128x Zoom

When the P30HD's high-magnification 16X optical zoom is combined with its 8X digital zoom, images can be enlarged up to 128 times for the clear, distortion-free display of even the tiniest details. This feature helps the audience improve their understanding of the points made in a lecture or a presentation.



Optical Zoom **16X** × Digital Zoom **8X** = **128X**

### 3D Noise Reduction

New developed 3D noise reduction helps to remove picture distortion completely. Crystal clear images can now be shown on a big screen without any flickering in the image.

### Full-HD & HDMI Output

The P30HD's versatile output connections bring greater freedom and flexibility to presentations. With its full-HD output and HDMI port, for example, the P30HD can be connected to a digital TV via a single cable for the ultra-easy display of full-HD images.



### Smooth Moving Images at 30 fps

The P30HD captures and reproduces moving images at 30 fps (frames per second) for the display of truly smooth, natural-looking motion.



## Quick Operations

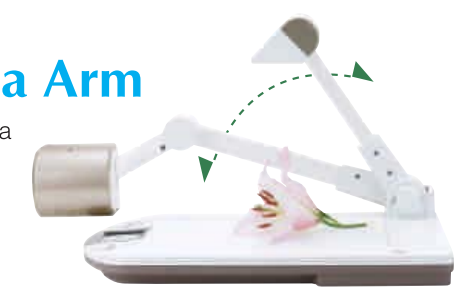
### Zoom Dial & AF Button

With zoom and auto focus conveniently concentrated on the camera head, you can zoom in, zoom out, and adjust the focus as needed without disrupting the flow of your presentation.



### Adjustable Free-Angle Camera Arm

Broaden the view and heighten your impact. The flexible camera arm lets you capture your subjects from any angle and focus attention precisely where you want it. Simply lower the arm and rotate the camera head to project an intriguing bottom-to-top look at a three-dimensional object.



### Built-in 3.5-inch LCD monitor

Thanks to the built-in 3.5-inch LCD monitor, you see before you on the control panel exactly what viewers see behind you on the screen. This way, you can adjust your materials as needed and continue your presentation without ever turning around or missing a beat.



### Wireless remote control

The uniquely designed infra-red receiver can pick up a signal from up to a distance of 7m, enabling you to control the P30HD from almost anywhere.



### RS-232C

By connecting the RS-232C to a computer, you are able to use the computer to control power (on/off) and other functions.



# Supportive Features

## Presentation Support Tools


The P30HD has various presentation support features, such as Picture in Picture, Split screen, Masking, Highlighting, Color filtering, and Mosaic, which help presentations and lectures to be more effective and interactive.

Also, video can be recorded with audio via the built-in microphone.




### Split Screen

Show a still image and a live image simultaneously.



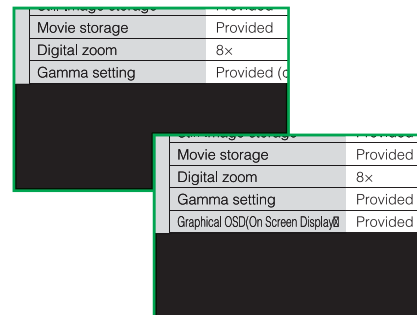
### Highlight

Draw attention to a particular section of an image.



### Mask

Hide a selected part of an image from view.



### Mosaic

Give images a mosaic-like effect.

### Picture-in-Picture

Display a quarter-size still image along with a live image.

### Color Filter

Blacken specific colored parts of an image.

## Recording

### Save Presentation on External Memory

Both still images(jpg) and audio video files(mp4) can be saved on a USB flash drive or SD Memory Card for future use. Files may also be saved to a PC or Mac using Image Mate Software(included).

### Audio Input & Output

With the P30HD, audio enhancement can be added to presentations or lectures via the built-in microphone or an external microphone input (Mic In/Line In). Audio output can be routed to the external HDMI or Audio Line Out port.



# ELMO Tablet (sold separately)

## Annotate on Live Images

The images captured from the P30HD can be annotated in real time, creating a solution for conveying complicated concepts and important points.



## Annotate Live Images without a Computer

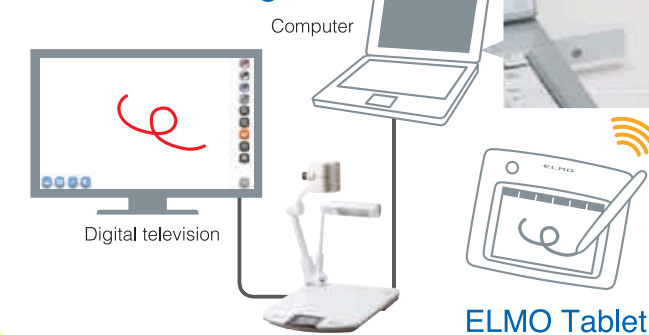
### Connection diagram



The CRA-1's wireless adapter can be plugged into the P30HD directly, allowing direct annotation on live images from anywhere in the room without using a computer.

## Obtain added features with a Computer

### Connection diagram



With the CRA-1's supplied software - Image Mate Accent, there are more features that can be used in presentations, including various recording features, time lapse photography, interactive whiteboard features, and more.